


TO WHOM SO EVER IT MAY CONCERN

On the basis of books of account and documents produced before and checked by us, we hereby certify that the attached Consolidated Balance sheet as at 31st March 2021 and the Consolidated Income and Expenditure Account for the year ended on that date, of Scientific Research and Education & Training Activities, of International Institute of Health Management Research, New Delhi (A unit of Indian Institute of Health Management Research, Jaipur) having office at Plot No. 3, Sector-18-A, Dwarka, New Delhi-110075 has been checked and found correct as compiled from the books of account and are in agreement with the books of account maintained by the said Institute.

For Arjun Mehta & Co.
Chartered Accountants,
Firm regn. No. 004210N



CA Arjun Raj Mehta
Partner
M.N.083247
UDIN :

Place : New Delhi
Date : 5th July 2021

INTERNATIONAL INSTITUTE OF HEALTH MANAGEMENT RESEARCH, NEW DELHI

(A unit of Indian Institute of Health Management Research, Jaipur)


BALANCE SHEET AS ON 31st March 2021

(Consolidated for Scientific Research and Education & Training Activities at New Delhi)

FIGURES AS AT 31.03.2020	LIABILITIES	FIGURES AS AT 31.03.2021	FIGURES AS AT 31.03.2020	ASSETS	FIGURES AS AT 31.03.2021
	<u>CAPITAL GRANT-IN-AID UTILISED</u>			<u>FIXED ASSETS</u>	
1,447,408	Opening Balance	1,447,408	67,799,924	(As per Schedule 'A')	66,545,064
-	Add : Addition during the year	<u>147,146</u>	1,594,554		
				<u>CURRENT ASSETS</u>	
				<u>CASH & BANK BALANCES</u>	
20,000,000	<u>GENERAL RESERVE FUND</u>	20,000,000	25,428	Cash in Hand	9,124
			577,121	Cash at Bank (Current A/c)	<u>837,574</u>
					846,698
	<u>INCOME & EXPENDITURE ACCOUNT</u>			Research Project In Progress	
35,071,482	Balance as per Income & Expenditure A/C Annexed	41,244,627			
			6,121,663	PWIP of NFHS	19,804,978
	<u>CURRENT LIABILITIES & PROVISIONS</u>		237831	PWIP of CPCB	<u>19,804,978</u>
	<u>(A) Current Liabilities :</u>				19,804,978
8,022,126	Sundry Creditors	3,138,549		<u>LOANS & ADVANCES</u>	
1,235,967	Balance against Research and Edu.Activities	4,783,129		(Advance recoverable in cash or in kind or for value to be received)	
1,661,602	Security Deposits	2,221,602	8,040,204	Others	10,296,682
16,097,968	Others	<u>22,079,306</u>	3,216,422	Recoverable of Research and Edu.Activities	<u>4,137,405</u>
		32,222,586		<u>DEPOSITS</u>	
	<u>(B) Provisions :</u>		1,113,943	With Govt. Deptt.& Others	<u>1,120,943</u>
3,018,198	For Gratuity & Earned leaves	<u>4,562,552</u>	36,785,138		15,555,030
	<u>INTER UNIT A/C:</u>				
577,785	IHMR, Jaipur Office	3,127,451			
87,132,535	TOTAL	102,751,770	87,132,535	TOTAL	102,751,770

Note 1 : Figures of previous year have been re-grouped /re-arranged wherever deemed necessary

For International Institute of Health Management Research, New Delhi



Dr. Sutapa B. Neogi
(Director)

Jaipal Singh
(Manager - A&F)

Place: New Delhi
Date : 05-07-2021

Checked and Found Correct as per Books of Accounts

For Arjun Mehta & Co.
Chartered Accountants
FRN NO. 004210N
CA Arjun Raj Mehta
(Partner)
M. No. 083247



UDIN :
21083247AABG1610

INTERNATIONAL INSTITUTE OF HEALTH MANAGEMENT RESEARCH, NEW DELHI

(A unit of Indian Institute of Health Management Research, Jaipur)

Income & Expenditure Account for the year Ended 31st March 2021

(Consolidated for Scientific Research and Education & Training Activities at New Delhi)

FIGURES FOR THE PREVIOUS YEAR	EXPENDITURE	FIGURES FOR THE CURRENT YEAR	FIGURES FOR THE PREVIOUS YEAR	INCOME	FIGURES FOR THE CURRENT YEAR
49,251,786	Salary & Allowances	51,073,594		<u>Receipts towards</u>	
	<u>Payment to Visiting Faculties</u>			-Scientific Research Projects	14,127,557
4,131,975	Honorarium	2,232,478	31,560,404	-Educational Courses and Programmes	78,020,660
395,625	Travelling	436,333	72,586,562		92,148,217
6,995,261	Seminar, Conference & Workshops	2,668,811		<u>Interest</u>	
609,956	Dress to Students	2,921,150	52,084	- From others	62,023
10,383,934	Travelling & Conveyance	8,332,213		Miscellaneous Income	2,233,163
140,210	Books and Journals	132,452	3,636,102		
3,151,000	In-House Research, Donation & Scholarship	3,200,000	6,359,494	<u>Research Project Work In Progress</u>	13,445,484
2,204,877	Printing & Stationery	1,209,697			
482,230	Faculty and Staff Recruitment	82,789			
9,104,245	Office Maintenance	9,116,471			
5,096,646	Electricity and Water	2,972,374			
976,319	Communication	1,084,709			
4,030,446	Repair and Renovations	2,225,665			
2,861,186	Lease Hire Charges & Rent	2,715,969			
200,810	Insurance	152,820			
	<u>Payment to Auditors</u>				
112,572	- As Audit Fee	109,276			
189,412	Computer Software Expenses	319,830			
6,194,423	Educational Courses Promotional Expenses	7,386,557			
105,000	Academic Courses Affiliation Expenses	347,900			
1,498,436	Miscellaneous Expenses	1,705,808			
	<u>Finance Charges</u>				
89,732	Bank Charges	2,914			
-	Deficit on Sale/Discarded/Destroyed Assets	-			
3,731,278	Depreciation	3,954,742			
2,257,286	Excess of Income over Expenditure during the year carried down to Balance Sheet	6,173,146			
114,194,645	Total	107,888,886	114,194,645	Total	107,888,886

Note 1 : Figures of previous year have been re-grouped /re-arranged wherever deemed necessary

For International Institute of Health Management Research, New Delhi


Dr. Sutapa B. Neogi
(Director)

Jaipal Singh
(Manager - A&F)Place: New Delhi
Date : 05-07-2021

Checked and Found Correct as per Books of Accounts

For Arjun Mehta & Co.
Chartered Accountants
FRN NO: 004210NCA Arjun Raj Mehta
(Partner)

M. No. 083247

UDIN : 21083247AAAABG161



International Institute of Health Management Research, New Delhi

(A unit of Indian Institute of Health Management Research, Jaipur)


SCHEDULE - "A"


of Fixed Assets as at 31.03.2021

(CONSOLIDATED)

PARTICULARS	GROSS - BLOCK						DEPRECIATION					NET BLOCK		
	Cost as at 01-04-2020	Addition during the the year direct	Inter unit transfer		Deduction During the the year	Total cost as at 31.03.2021	Provided upto last year	Adjustments/ Deductions	Provision I.U. Transfer		For the Year	Total as at 31.03.2021	as at 31.03.2021	as at 31-03-20
			addition	Deletion					addition	Deletion				
1 Land	13,108,660	-	-	-	-	13108660	-	-	-	-	-	-	13,108,660	13,108,660
2 Buildings	86,338,284	-	-	-	-	86338284	37,331,909	-	-	-	2,386,610	39,718,519	46,619,765	49,006,375
3 Plant & Machinery	12,935,691	-	-	-	-	12935691	11,125,786	-	-	-	327,593	11,453,379	1,482,312	1,809,905
4 Furniture and Fixtures	7,288,348	254,267	-	-	-	7542615	6,640,093	-	-	-	177,500	6,817,593	725,022	648,255
5 Auxiliaries & Equipments	6,963,899	514,749	-	-	-	7478648	4,027,222	-	-	-	551,879	4,579,101	2,899,548	2,936,677
6 Computer & Printers	5,759,985	1,930,866	-	-	-	7690851	5,469,933	-	-	-	511,161	5,981,094	1,709,758	290,052
Total	132,394,867	2,699,882	-	-	-	135094749	64,594,943	-	-	-	3954742	68549685	66,545,064	67,799,924

For International Institute of Health Management Research, New Delhi


Dr. Sutapa B. Neogi
(Director)


Jaipal Singh
(Manager - A&F)

Place: New Delhi
Date : 05-07-2021

Compiled from Books of Accounts

For Arjun Mehta & Co.

Chartered Accountants
FRN NO. 004210M

CA Arjun Raj Mehta
(Partner)

M. No. 083247

UDIN : 21083247AAAABG1610



INTERNATIONAL INSTITUTE OF HEALTH MANAGEMENT RESEARCH, NEW DELHI

Calculation of Depreciation on IIHMR Delhi Fixed Assets

Fixed Assets for the period ended 30.09.2020

(CONSOLIDATED)

Depreciation Charged on Buildings

S. No.	Months	Assets Value	Rate of Dep.	Depreciation charged
	Opening Balance At Cost	86,338,284		
	Opening Depreciation as on 01.04.2020	37,331,909		
	Opening WDV as on 01.04.2020	49,006,375	4.87%	2,386,610
	Addition during the year	-	Total	2,386,610

Depreciation Charged on Plant & Machinery

S. No.	Months	Assets Value	Rate of Dep.	Depreciation charged
	Opening Balance at Cost	12,935,691		
	Opening Depreciation as on 01.04.2020	11,125,786		
	Opening WDV	1,809,905	18.10%	327,593
1				-
	Addition during the year	-	Total	327,593

Depreciation Charged on Furniture's & Fixtures

S. No.	Months	Assets Value	Rate of Dep.	Depreciation charged
	Opening Balance at Cost	7,288,348		
	Opening Depreciation as on 01.04.2020	6,640,093		
	Opening WDV	648,255	25.89%	167,833
	31.10.2020	38,764	25.89%	5,018
	31.03.2021	215,503	25.89%	4,649
	Addition during the year	254,267	Total	177,500

Depreciation Charged on Auxiliaries & Equipments

S. No.	Months	Assets Value	Rate of Dep.	Depreciation charged
	Opening Balance as cost	6,963,899		
	Opening Depreciation as on 01.04.2020	4,027,222		
	Opening WDV	2,936,677	18.10%	531,539
	20.05.2020	9,000	18.10%	1,493
	12.06.2020	1,940	18.10%	293
	16.06.2020	73,000	18.10%	11,011
	21.09.2020	2,499	18.10%	264
	27.11.2020	5,499	18.10%	415
	18.12.2020	10,749	18.10%	649
	31.03.2021	412,062	18.10%	6,215
	Addition during the year	514,749	Total	551,879

Depreciation Charged on Computer & Printers

S. No.	Months	Assets Value	Rate of Dep.	Depreciation charged
	Opening Balance at Cost	5,759,985		-
	Opening Depreciation as on 01.04.2020	5,469,933		
	Opening WDV	290,052	63.16%	183,197
	30.05.2020	18,499	63.16%	10,710
	16.06.2020	457,250	63.16%	240,666
	12.03.2021	74,340	63.16%	3,913
	31.03.2021	106,200	63.16%	5,590
	31.03.2021	1,274,577	63.16%	67,085
	Addition during the Year	1,930,866	Total	511,161

Total Depreciation 3,954,743
Total 3,954,743



INTERNATIONAL INSTITUTE OF HEALTH MANAGEMENT RESEARCH, NEW DELHI

(A unit of Indian Institute of Health Management Research, Jaipur)


BALANCE SHEET AS ON 31st March 2021

(For Scientific Research Activities at New Delhi)

FIGURES AS AT 31.03.2020	LIABILITIES	FIGURES AS AT 31.03.2021	FIGURES AS AT 31.03.2020	ASSETS	FIGURES AS AT 31.03.2021
	CAPITAL GRANT-IN-AID UTILISED			FIXED ASSETS	
1,447,408	Opening Balance	1,447,408		31,886,887	(As per Schedule 'A') 30,964,513
-	Add: Addition during the year	147,146	1,594,554		
	CURRENT LIABILITIES & PROVISIONS			CURRENT ASSETS	
	(A) Current Liabilities :			CASH & BANK BALANCES	
5,901,399	Sundry Creditors	1,490,104		1,299	Cash in Hand 1,299
1,235,967	Balances against Research Projects	1,966,909		53,331	Cash at Bank (Current A/c) 145,075
140,000	Security Deposits	260,000			
1,088,382	Others	358,234			
		4,075,247			
	(B) Provisions :			Research Project In Progress	
1,348,141	For Gratuity & Earned leaves	1,888,763	5,964,010	6,121,663	PWIP of NFHS 19,804,978
	INTER UNIT A/C:			237,831	PWIP of CPCB -
577,785	IHMR, Jaipur Office	3,127,451			
56,547,667	Inter- Unit Account Education	72,394,750	75,522,200		
				LOANS & ADVANCES	
				(Advance recoverable in cash or in kind or for value to be received)	
				2,694,629	Recoverable from Research Projects 3,792,455
				2,959,021	Others 2,824,195
				DEPOSITS	
				764,650	With Govt. Deptt./Others 764,650
				23,567,437	INCOME & EXPENDITURE ACCOUNT 24,783,599
68,286,748	TOTAL	83,080,764	68,286,748	TOTAL	83,080,764

Note 1 : Figures of previous year have been re-grouped /re-arranged wherever deemed necessary

For International Institute of Health Management Research, New Delhi


Dr. Sutapa B. Neogi
(Director)

Jaipal Singh
(Manager - A&F)

Place: New Delhi
Date : 05-07-2021

Checked and Found Correct as per Books of Accounts

For Arjun Mehta & Co.
Chartered Accountants
FRN NO. 004210N


CA Arjun Raj Mehta
(Partner)
M. No. 083247



UDIN :
21083247AAAA B5 161-

INTERNATIONAL INSTITUTE OF HEALTH MANAGEMENT RESEARCH, NEW DELHI

(A unit of Indian Institute of Health Management Research, Jaipur)


Income & Expenditure Account for the year Ended 31st March 2021

(For Scientific Research Activities)

FIGURES FOR THE PREVIOUS YEAR	EXPENDITURE	FIGURES FOR THE CURRENT YEAR	FIGURES FOR THE PREVIOUS YEAR	INCOME	FIGURES FOR THE CURRENT YEAR
19,047,771	Salary & Allowances	17,621,436		<u>Receipts towards</u>	
	<u>Payment to Visiting Faculties</u>			31,560,404	-Scientific Research Projects
1,878,948	Honorarium	283,071			<u>Interest</u>
68,300	Travelling	3,000	286,071	52083.62	- From Others
4,090,170	Seminar, Conference & Workshops		580,442	3,580,058	Miscellaneous Income
8,757,063	Travelling & Conveyance		7,788,772		
7,947	Books and Journals		1,374	6,359,494	<u>Research Project Work In Progress</u>
1,032,141	Printing & Stationery		439,217		
409,222	Faculty and Staff Recruitment		2,913		
499,577	Office Maintenance		691,967		
1,135,148	Electricity and Water		575,457		
424,226	Postage, Telegram & Telephones		426,538		
249,169	Repair and Renovations		133,941		
117,442	Lease Hire Charges & Rent		313,147		
125,266	Insurance		2,108		
	<u>Payment to Auditors</u>				
14,873	- As Audit Fee		2,748		
8,078	Computer Software Expenses		12,003		
315,662	Miscellaneous Expenses		1,021,861		
	<u>Finance Charges</u>				
80,143	Bank Charges		222		
1,179,689	Depreciation		1,175,720		
2,111,205	Excess of Income over Expenditure during the year carried down to Balance Sheet		(1,216,162)		
41,552,039	Total	29,859,775	41,552,039	Total	29,859,775

Note 1 : Figures of previous year have been re-grouped /re-arranged wherever deemed necessary

For International Institute of Health Management Research, New Delhi


Dr. Sutapa B. Neogi
(Director)

Jaipal Singh
(Manager - A&F)Place: New Delhi
Date : 05-07-2021


Checked and Found Correct as per Books of Accounts

For Arjun Mehta & Co.
Chartered Accountants
FRN NO. 004210N

CA Arjun Raj Mehta
(Partner)

M. No. 083247

UDIN : 21083247 AAAABG 166



International Institute of Health Management Research, New Delhi

(A unit of Indian Institute of Health Management Research, Jaipur)

SCHEDULE - "A"

of Fixed Assets as at 31/03/2021

(RESEARCH ACTIVITIES)

PARTICULAR	GROSS - BLOCK						DEPRECIATION					NET BLOCK		
	Cost as at	Addition	Inter unit transfer		Deduction	Total cost	Provided	Adjustments/	Provision I.U.		For the	Total	as at	as at
	01-04-2020	During	addition	Deletion	During	as at	upto	Deductions	addition	Deletion	Year	as at	31.03.2021	31.03.2020
1 Land	13,108,660	-	-	-	-	13,108,660	-	-	-	-	-	-	13,108,660	13,108,660
2 Buildings	30,127,243	-	-	-	-	30,127,243	13,036,580	-	-	-	832,315	13,868,895	16,258,348	17,090,663
3 Plant & Machinery	4,428,753	-	-	-	-	4,428,753	3,828,810	-	-	-	108,590	3,937,400	491,353	599,943
4 Furniture and Fixtures	700,054	-	-	-	-	700,054	661,689	-	-	-	9,933	671,622	28,432	38,365
5 Auxiliaries & Equipments	1,839,581	-	-	-	-	1,839,581	838,332	-	-	-	181,226	1,019,558	820,023	1,001,249
6 Computer & Printers	1,596,378	253,346	-	-	-	1,849,724	1,548,371	-	-	-	43,656	1,592,027	257,697	48,007
Total	51,800,669	253,346	-	-	-	52,054,015	19,913,782	-	-	-	1,175,720	21,089,502	30,964,513	31,886,887

For International Institute of Health Management Research, New Delhi




Dr. Sutapa B. Neogi
(Director)



Jaipal Singh
(Manager - A&F)

Place: New Delhi
Date : 05-07-2021

Compiled from Books of Accounts
For Arjun Mehta & Co.
Chartered Accountants
FRN NO. 004210N



CA Arjun Raj Mehta
(Partner)
M. No. 083247



UDIN : ~~21083247~~ ~~AAAAA~~ ~~6~~
21083247 AAAABG1610

INTERNATIONAL INSTITUTE OF HEALTH MANAGEMENT RESEARCH, NEW DELHI
Calculation of Depreciation on IHMR Delhi Fixed Assets
Fixed Assets for the period ended 31.03.2021

(RESEARCH)

Depreciation Charged on Buildings

S. No.	Months	Assets Value	Rate of Dep.	Depreciation charged
	Opening Balance at Cost	30,127,243		
	Opening Depreciation as on 01.04.2020	13,036,580		-
	Opening WDV	17,090,663	4.87%	832,315
		-		
	Addition during the year	-	Total	832,315

Depreciation Charged on Plant & Machinery

S. No.	Months	Assets Value	Rate of Dep.	Depreciation charged
	Opening Balance at Cost	4,428,753		
	Less: Dep. Provision as on 01/04/20	3,828,810		
	Opening WDV	599,943	18.10%	108,590
		-		
	Addition during the year	-	Total	108,590

Depreciation Charged on Furniture's & Fixtures

S. No.	Months	Assets Value	Rate of Dep.	Depreciation charged
	Opening Balance at Cost	700,054		
	Less: Dep. Provision as on 01/04/20	661,689		
	Opening WDV	38,365	25.89%	9,933
		-		
	Addition during the year	-	Total	9,933

Depreciation Charged on Auxiliaries & Equipments

S. No.	Months	Assets Value	Rate of Dep.	Depreciation charged
	Opening Balance at Cost	1,839,581		
	Less: Dep. Provision as on 01/04/20	838,332		
	Opening WDV	1,001,249	18.10%	181,226
		-		
	Addition during the year	-	Total	181,226

Depreciation Charged on Computer & Printers

S. No.	Months	Assets Value	Rate of Dep.	Depreciation charged
	Opening Balance at Cost	1,596,378		
	Less: Dep. Provision as on 01/04/20	1,548,371		-
	Opening WDV	48,007	63.16%	30,321
	31.03.2021	106,200	63.16%	5,590
	31.03.2021	147,146	63.16%	7,745
		253,346	Total	43,656

Total Depreciation 1,175,720
Total 1,175,720



INTERNATIONAL INSTITUTE OF HEALTH MANAGEMENT RESEARCH, NEW DELHI

(A unit of Indian Institute of Health Management Research, Jaipur)


BALANCE SHEET AS ON 31st March 2021

(For Education & Training Activities at New Delhi)

FIGURES AS AT 31.03.2020	LIABILITIES	FIGURES AS AT 31.03.2021	FIGURES AS AT 31.03.2020	ASSETS	FIGURES AS AT 31.03.2021
20,000,000	GENERAL RESERVE FUND	20,000,000		FIXED ASSETS	
				35,913,037 (As per Schedule 'A')	35,580,551
	INCOME & EXPENDITURE ACCOUNT			CURRENT ASSETS	
58,638,919	Balance as per Income & Expenditure A/C Annexed	66,028,226		CASH & BANK BALANCES	
	CURRENT LIABILITIES & PROVISIONS			24,129 Cash in Hand	7,825
	(A) Current Liabilities :			523,790 Cash at Bank (Current A/c)	692,499
2,120,727	Sundry Creditors	1,648,445		LOANS & ADVANCES	
-	Balance Against Education Activities & MDPs	2,816,220		(Advance recoverable in cash or in kind or for value to be received)	
1,521,602	Security Deposits	1,961,602		521,793 Recoverable from Educational Activities & MDPs	344,950
15,009,586	Others	21,721,072		5,081,183 Others	7,472,487
		28,147,339		DEPOSITS	
	(B) Provisions :			349,293 Deposits with Others	356,293
1,670,057	For Gratuity & Earned leaves	2,673,789	30,821,128	56,547,667 Inter-unit Account Research	72,394,750
98,960,891	TOTAL	116,849,354	98,960,891	TOTAL	116,849,354

Note 1 : Figures of previous year have been re-grouped /re-arranged wherever deemed necessary

For International Institute of Health Management Research, New Delhi


Dr. Sutapa B. Neogi
(Director)

Jaipal Singh
(Manager - A&F)

Place: New Delhi
Date : 05-07-2021

Checked and Found Correct as per Books of Accounts

For Arjun Mehta & Co.
Chartered Accountants
ERN No. 004210N

CA Arjun Raj Mehta
(Partner)
M. No. 083247



UDIN : 21083247AAAA BG 1610

INTERNATIONAL INSTITUTE OF HEALTH MANAGEMENT RESEARCH, NEW DELHI

(A unit of Indian Institute of Health Management Research, Jaipur)


Income & Expenditure Account for the year Ended 31st March 2021

(For Education and Training Activities)


FIGURES FOR THE PREVIOUS YEAR	EXPENDITURE	FIGURES FOR THE CURRENT YEAR	FIGURES FOR THE PREVIOUS YEAR	INCOME	FIGURES FOR THE CURRENT YEAR
30,204,015	Salary & Allowances	33,452,158		<u>Receipts towards</u>	
	<u>Payment to Visiting Faculties</u>			-Educational Courses and Programmes	78,020,660
2,253,027	Honorarium	1,949,407			
327,325	Travelling	433,333	2,382,740	56,044	Miscellaneous Income
2,905,091	Seminar, Conference & Workshops		2,340,708		8,452
609,956	Computer & Dress to Students		-		
1,626,871	Travelling & Conveyance		543,441		
132,263	Books and Journals		131,078		
3,151,000	In-House Research, Donation & Scholarship		3,200,000		
1,172,736	Printing & Stationery		770,480		
73,008	Faculty and Staff Recruitment		79,876		
8,604,668	Office Maintenance		8,424,504		
3,961,498	Electricity and Water		2,396,917		
552,093	Communication		658,171		
3,781,277	Repair and Renovations		2,091,724		
2,743,744	Lease Hire Charges & Rent		2,402,822		
75,544	Insurance		150,712		
	<u>Payment to Auditors</u>				
97,699	- As Audit Fee		106,528		
181,334	Computer Software Expenses		307,827		
6,194,423	Educational Courses Promotional Expenses		7,386,557		
-	Advertisement Expenses		-		
105,000	Academic Courses Affiliation Expenses		347,900		
1,182,774	Miscellaneous Expenses		683,947		
	<u>Finance Charges</u>				
9,589	Bank Charges		2,693		
2,551,589	Depreciation		2,779,022		
	Excess of Income over Expenditure during the				
146,081	year carried down		7,389,307		
72,642,606	Total	78,029,112	72,642,606	Total	78,029,112

Note 1 : Figures of previous year have been re-grouped /re-arranged wherever deemed necessary

For International Institute of Health Management Research, New Delhi


Dr. Sutapa B. Neogi
(Director)

Jaipal Singh
(Manager - A&F)Place: New Delhi
Date : 05-07-2021

Checked and Found Correct as per Books of Accounts

For Arjun Mehta & Co.
Chartered Accountants
FRN NO. 004210N

CA Arjun Raj Mehta
(Partner)
M. No. 083247


UDIN : 21083247 AAAABG 1610

International Institute of Health Management Research, New Delhi

(A unit of Indian Institute of Health Management Research, Jaipur)


SCHEDULE - "A"

of Fixed Assets as at 31/03/2021


(EDUCATION ACTIVITIES)

PARTICULAR	GROSS - BLOCK					DEPRECIATION					NET BLOCK	
	Cost as at	Addition during	Inter unit	Deduction	Total cost	Provided	Adjustments/	Provision I.U.	For the	Total	as at	as at
	01-04-2020	the year direct	transfer	During	as at	upto	Deductions	Transfer	Year	as at	31.03.2021	31.03.2020
		addition	Deletion	the year	31.03.2021	last year		addition	Deletion		31.03.2021	31.03.2020
1 Land	-	-	-	-	-	-	-	-	-	-	-	-
2 Buildings	56,211,041	-	-	-	56,211,041	24,295,329	-	-	-	1,554,295	25,849,624	30,361,417
3 Plant & Machinery	8,506,938	-	-	-	8,506,938	7,296,976	-	-	-	219,003	7,515,979	990,959
4 Furniture and Fixtures	6,588,294	254,267	-	-	6,842,561	5,978,404	-	-	-	167,568	6,145,972	696,589
5 Auxiliaries & Equipments	5,124,318	514,749	-	-	5,639,067	3,188,890	-	-	-	370,652	3,559,542	2,079,525
6 Computer & Printers	4,163,607	1,677,520	-	-	5,841,127	3,921,562	-	-	-	467,504	4,389,066	1,452,061
Total	80,594,198	2,446,536	-	-	83,040,734	44,681,161	-	-	-	2,779,022	47,460,183	35,580,551
												35,913,037

For International Institute of Health Management Research, New Delhi



Dr. Sutapa B. Neogi
(Director)



Jaipal Singh
(Manager - A&F)

Place: New Delhi
Date : 05-07-2021

Compiled from Books of Accounts
For Arjun Mehta & Co.
Chartered Accountants
FRN NO. 004210N

CA Arjun Raj Mehta
(Partner)
M. No. 083247



UDIN :
21083247AAAABE1610

INTERNATIONAL INSTITUTE OF HEALTH MANAGEMENT RESEARCH, NEW DELHI
Calculation of Depreciation on IIHMR Delhi Fixed Assets
Fixed Assets for the period ended 30.09.2020

(EDUCATION)

Depreciation Charged on Buildings

S. No.	Months	Assets Value	Rate of Dep.	Depreciation charged
	Opening Balance At Cost	56,211,041		
	Opening Depreciation as on 01.04.2020	24,295,329		-
	Opening WDV	31,915,712	4.87%	1,554,295
	Addition during the Year	-	Total	1,554,295

Depreciation Charged on Plant & Machinery

S. No.	Months	Assets Value	Rate of Dep.	Depreciation charged
	Opening Balance At Cost	8,506,938		
	Opening Depreciation as on 01.04.2020	7,296,976		
	Opening WDV	1,209,962	18.10%	219,003
	Addition during the Year	-	Total	219,003

Depreciation Charged on Furniture's & Fixtures

S. No.	Months	Assets Value	Rate of Dep.	Depreciation charged
	Opening Balance At Cost	6,588,294		
	Opening Depreciation as on 01.04.2020	5,978,404		
	Opening WDV	609,890	25.89%	157,901
1	31.10.2020	38,764	25.89%	5,018
2	31.03.2021	215,503	25.89%	4,649
	Addition during the Year	254,267	Total	167,568

Depreciation Charged on Auxiliaries & Equipments

S. No.	Months	Assets Value	Rate of Dep.	Depreciation charged
	Opening Balance At Cost	5,124,318		
	Opening Depreciation as on 01.04.2020	3,188,890		
	Opening WDV	1,935,428	18.10%	350,312
	20.05.2020	9,000	18.10%	1,493
	12.06.2020	1,940	18.10%	293
	16.06.2020	73,000	18.10%	11,011
	21.09.2020	2,499	18.10%	264
	27.11.2020	5,499	18.10%	415
	18.12.2020	10,749	18.10%	649
	31.03.2021	412,062	18.10%	6,215
	Addition during the Year	514,749	Total	370,652

Depreciation Charged on Computer & Printers

S. No.	Months	Assets Value	Rate of Dep.	Depreciation charged
	Opening Balance At Cost	4,163,607		
	Opening Depreciation as on 01.04.2020	3,921,562		
	Opening WDV	242,045	63.16%	152,876
	30.05.2020	18,499	63.16%	10,710
	16.06.2020	457,250	63.16%	240,666
	12.03.2021	74,340	63.16%	3,913
	31.03.2021	674,960	63.16%	35,525
	31.03.2021	180,540	63.16%	9,502
	31.03.2021	87,851	63.16%	4,624
	31.03.2021	179,360	63.16%	9,440
	31.03.2021	4,720	63.16%	248
	Addition during the Year	1,677,520	Total	467,504

Total Depreciation 2,779,022
Total 2,779,022



INTERNATIONAL INSTITUTE OF HEALTH MANAGEMENT RESEARCH, NEW DELHI


(A unit of Indian Institute of Health Management Research, Jaipur)

Grouping of BALANCE SHEET AND INCOME & EXPENDITURE A/C UPTO 31.03.2021 (Education & Training Activities and Scientific Research Activities)

Particulars	EDUCATION & TRAINING ACTIVITIES		SCIENTIFIC RESEARCH ACTIVITIES		TOTALS	
	AMOUNT		AMOUNT		AMOUNT	
Assets side						
Fixed Assets (at W.D.V.)						
Land at New Delhi	-		13,108,660		13,108,660	
Buildings	30,361,417		16,258,348		46,619,765	
Furniture & Fixture	696,589		28,432		725,021	
Plant & Machinery	990,959		491,353		1,482,312	
Auxiliaries & Equipments	2,079,525		820,023		2,899,548	
Computer & Printers	1,452,061	35,580,551	257,697	30,964,513	1,709,758	66,545,064
Total Fixed Assets (at WDV)		35,580,551		30,964,513		66,545,064
RESEARCH PROJECT IN PROGRESS						
PWIP of NFHS	-		19,804,978		19,804,978	
				19,804,978		19,804,978
CASH & BANK BALANCE						
Cash in hand (as per Cash book)		7,825		1,299		9,124
Cash at Bank (in Current A/c)						
HDFC Bank		692,499		-		692,499
OBC, DELHI CA A/C NO.10221044001740		-		145,075		145,075
TOTAL OF CASH & BANK BALANCE			700,324	146,374		846,698
Balance Against Edu. & Training & Research Proj. (as per Project income statement)			2,394,950	3,792,455		6,187,405
OTHERS						
Advance for other Service (dr. Balance)		4,506,863		858,855		5,365,718
Advance to Employees		230,005		232,540		462,545
GST Input Available		-		1,629,974		1,629,974
GST Adjustable Advance paid		-		632		632
GST Payable		-		80,900		80,900
Prepaid Expenses		667,567		21,294		688,861
MDP Fee Recoverable		-		-		-
TDS Recoverable		-		-		-
Uniform for Students		18,052	5,422,487	-	2,824,195	18,052
DEPOSITS						
With Govt.		-		713,600		713,600
With others		356,293	356,293	51,050	764,650	407,343
TOTAL OF ASSETS SIDE		44,454,605		58,297,165		102,751,770

CS
Director

[Signature]
Manager




INTERNATIONAL INSTITUTE OF HEALTH MANAGEMENT RESEARCH, NEW DELHI


(A unit of Indian Institute of Health Management Research, Jaipur)

Grouping of BALANCE SHEET AND INCOME & EXPENDITURE A/C UPTO 31.03.2021 (Education & Training Activities and Scientific Research Activities)

Particulars	EDUCATION & TRAINING ACTIVITIES		SCIENTIFIC RESEARCH ACTIVITIES		TOTALS	
	AMOUNT		AMOUNT		AMOUNT	
LIABILITIES SIDE						
CAPITAL GRANT IN AID UTILIZED	-		1,447,408		1,447,408	
Addition during the Year	-		147,146	1,594,554	147,146	1,594,554
General Reserve Fund		20,000,000		-		20,000,000
CURRENT LIABILITIES & PROVISIONS						
(A) Sundry Creditors:						
Sundry Creditors						
Adv. for other Service (Cr. Bal.)	1,648,445		1,397,524		3,045,969	
Adv. for employees (Cr. Bal.)		1,648,445	92,580	1,490,104	92,580	3,138,549
Balance Against Edu. & Training & Research Proj. (as per Project-wise statement)		23,950,220		1,966,909		25,917,129
Security deposits						
Securities from Contractors/Library Member	30,000		260,000		290,000	
Alumni Welfare Fund	307,750		-		307,750	
Caution Money Payable to PGDHM Student	1,623,852	1,961,602	-	260,000	1,623,852	2,221,602
				260,000		2,221,602
CURRENT LIABILITIES (OTHERS)						
TDS payable deducted Professional fee/contr/Salary	388,643		110,112		498,755	
PF/Pension fund Payable	171,908		61,157		233,065	
PF Loan Deduction	-		9,305		9,305	
Family Club Contribution	26,521		9,737		36,258	
Payable expenses	-	587,072	167,923	358,234	167,923	945,306
(B) Provision						
Liabilities towards Gratuity fund	1,864,702	-	1,488,751		3,353,453	
Provision for Earned Leave	809,087	2,673,789	400,012	1,888,763	1,209,099	4,562,552
Inter Unit Accounts						
Intra Unit Accounts		(72,394,750)		72,394,750		-
IIHMR, Jaipur Office A/c				3,127,451		3,127,451
INCOME & EXPENDITURE ACCOUNT		66,028,226		(24,783,599)		41,244,627
Total of Liabilities side		44,454,605		58,297,165		102,751,770


Director


Manager



INTERNATIONAL INSTITUTE OF HEALTH MANAGEMENT RESEARCH, NEW DELHI

(A unit of Indian Institute of Health Management Research, Jaipur)

Grouping of **BALANCE SHEET AND INCOME & EXPENDITURE A/C UPTO 31.03.2021 (Education & Training Activities and Scientific Research Activities)**

Particulars	EDUCATION & TRAINING ACTIVITIES		SCIENTIFIC RESEARCH ACTIVITIES		TOTALS	
	AMOUNT		AMOUNT		AMOUNT	
EXPENDITURE SIDE						
SALARY AND ALLOWANCES						
Salary	30,155,319		3,666,240		33,821,559	
P.F. Contribution	1,180,557		93,806		1,274,363	
Leave Travel Allowance	289,495		3,376		292,871	
Medical checkup	32,900		-		32,900	
Charges Paid to temp.staff	529,823		13,204,426		13,734,249	
Personal accident and mediclaim policy premium	63,503		104,773		168,276	
Gratuity Paid	629,531		503,574		1,133,105	
Leave encashment exp.	513,826		44,241		558,067	
Staff development	57,204		1,000		58,204	
Total	33,452,158		17,621,436		51,073,594	
Less : House Rent Recovered from Staff	-	33,452,158	-	17,621,436	-	51,073,594
TRAVELING AND COVEYANCE						
Staff Travelling	-		738,968		738,968	
Conveyance	59,533		12,301		71,834	
Taxi Hired exp.	437,571		4,607,308		5,044,879	
Travelling Exp. Paid to Field Staff	-		2,429,572		2,429,572	
Travelling Exp Others	9,037		623		9,660	
Hiring Charges of Bus	37,300	543,441	-	7,788,772	37,300	8,332,213
PRINTING AND STATIONERY						
PRINTING						
General Printing	169,544		175,000		344,544	
Photocopy	392,520	562,064	230,199	405,199	622,719	967,263
STATIONERY						
Computer Stationery	35,133		-		35,133	
General Stationery	173,283	208,416	34,018	34,018	207,301	242,434
ELECTRICITY AND WATER CHARGES						
(Office Building, Hostel & Residential Block)						
Electricity Bill	2,060,513		446,310		2,506,823	
Generator Expenses	28,502		1,493		29,995	
Water Bill	307,902	2,396,917	127,654	575,457	435,556	2,972,374

Director

Manager



INTERNATIONAL INSTITUTE OF HEALTH MANAGEMENT RESEARCH, NEW DELHI


(A unit of Indian Institute of Health Management Research, Jaipur)

Grouping of BALANCE SHEET AND INCOME & EXPENDITURE A/C UPTO 31.03.2021 (Education & Training Activities and Scientific Research Activities)

Particulars	EDUCATION & TRAINING ACTIVITIES		SCIENTIFIC RESEARCH ACTIVITIES			TOTALS		
	AMOUNT		AMOUNT			AMOUNT		
COMMUNICATION								
Indian Courier	97,523		6,619		104,142			
General Postage Charges	6,238	103,761	33,930	40,549	40,168	144,310		
Telephones exp.								
Office Telephone	182,628		231,328		413,956			
Telephone others	11,500	194,128	2,538	233,866	14,038	427,994		
Internet Charges	360,282	360,282	152,123	152,123	512,405	512,405	1,084,709	
REPAIRS & RENOVATION								
Repairing & Maint. of Buildings		1,413,731		80,383		1,494,114		
Repairing & Maintenance of Office Equip		201,521		15,872		217,393		
Dead Stock		459,640		36,393		496,033		
Dish Antenna Maintenance Charge		16,832	2,091,724	1,293	133,941	18,125	2,225,665	
OFFICE MAINTENANCE								
Annual Maint. Charges		956,762		123,531		1,080,293		
Cleaning Exp.		1,598,507		192,670		1,791,177		
Horticulture Expenses		424,049		32,756		456,805		
Guards Expenses		4,715,788		288,644		5,004,432		
Electrical Maintenance.		706,434		52,628		759,062		
Hiring charges of Office Equipments.		22,964	8,424,504	1,738	691,967	24,702	9,116,471	
FACULTY AND STAFF RECRUITMENT								
Travelling exp. Paid to Candidates		26,531		-		26,531		
Advertisement Expenses		53,345	79,876	2,913	2,913	56,258	82,789	
EDUCATIONAL COURSES PROMOTIONAL EXPENSES			7,386,557		-		7,386,557	
SCHOLORSHIP GRANTED TO STUDENTS			3,200,000		-		3,200,000	
HONORARIUM & TRAVELLING EXP. PAID TO CONSULTANTS								
Honorarium to Trainers		167,500		14,000		181,500		
Stipend Paid to Participants		-		-		-		
Payment to Consultants		545,000		269,071		814,071		
Honorarium for PGDHM		1,146,907	1,859,407	-	283,071	1,146,907	2,142,478	
Other Travelling and Conveyance		433,333		3,000		436,333		
Sitting fee Expenses		90,000		-		90,000		
Travelling and Staying Charges of G. B. Members		-	523,333	-	3,000	-	526,333	2,668,811


Director


Manager



INTERNATIONAL INSTITUTE OF HEALTH MANAGEMENT RESEARCH, NEW DELHI

(A unit of Indian Institute of Health Management Research, Jaipur)

Grouping of BALANCE SHEET AND INCOME & EXPENDITURE A/C UPTO 31.03.2021 (Education & Training Activities and Scientific Research Activities)

Particulars	EDUCATION & TRAINING ACTIVITIES		SCIENTIFIC RESEARCH ACTIVITIES		TOTALS	
	AMOUNT		AMOUNT		AMOUNT	
BOOKS AND JOURNALS						
News Papers & Periodicals	24,163		1,374		25,537	
Books and Journals	106,915	131,078	-	1,374	106,915	132,452
SEMINAR, CONFERENCE AND WORKSHOPS (Other than Honorarium & Travelling exp)						
Catering Exp.	2,242,798		571,792		2,814,590	
Less: Notional Amt. of Catering exp.	2,242,798		-	571,792	-	2,814,590
Photographs & Video Shooting exp.	97,910	2,340,708	8,650	580,442	106,560	2,921,150
Lease Hire Charges & Rent						
Project Office Rent	15,750		197,250		213,000	
Hostel Rent	1,344,000		-		1,344,000	
Property Tax & DDA Ground Rent	1,043,072	2,402,822	115,897	313,147	1,158,969	2,715,969
FINANCE CHARGES						
Bank charges	2,339		222		2,560	
Interest to Others	354	2,693	-	222	354	2,914
INSURANCE						
Insurance of Building & Others Assets	40,043		2,108		42,151	
Medical Insurance for Students	110,669	150,712	-	2,108	110,669	152,820
PAYMENT TO AUDITORS						
As Audit fee		106,528		2,748		109,276
COMPUTER SOFTWARE RENEWAL		307,827		12,003		319,830
Academic Courses Affiliations		347,900		-		347,900
MISCELLANEOUS EXPENSES						
Legal & Professional Charges	48,690		7,080		55,770	
Miscellaneous Charges	483,380		1,005,647		1,489,027	
P.F. Admn. Charges	113,072		9,134		122,206	
Membership & Subscription exp.	38,805	683,947	-	1,021,861	38,805	1,705,808
DEPRECIATION		2,779,022		1,175,720		3,954,742
EXCESS OF INCOME OVER EXPENDITURE		7,389,307		(1,216,162)		6,173,146
TOTAL OF EXPENDITURE SIDE		78,029,112		29,859,775		107,888,886

[Signature]
Director

[Signature]
Manager



INTERNATIONAL INSTITUTE OF HEALTH MANAGEMENT RESEARCH, NEW DELHI

(A unit of Indian Institute of Health Management Research, Jaipur)

Grouping of **BALANCE SHEET AND INCOME & EXPENDITURE A/C UPTO 31.03.2021 (Education & Training Activities and Scientific Research Activities)**

Particulars	EDUCATION & TRAINING ACTIVITIES		SCIENTIFIC RESEARCH ACTIVITIES		TOTALS	
	AMOUNT		AMOUNT		AMOUNT	
INCOME SIDE						
RECEIPTS TOWARDS SCIENTIFIC RESEARCH / EDUCATIONAL COURSES AND PROGRAMMES						
Receipts from Research Projects	-		14,127,557		14,127,557	
Received towards training activities (MDPs)	4,401,006		-		4,401,006	
Recoveries for Hostel Accommodation (Student)	-		-		-	
Recoveries for Hostel Accommodation	379,200		-		379,200	
less : Notional amt. of Catering exp.	-	379,200	-		-	379,200
P.G. Diploma Prospectus Fees	-	398,492	-		-	398,492
Course fees from CIPM	-		-		-	
Re-Assessment/Supplementary Exam Fees	-	115,500	-		-	115,500
Executive Program Receipts	-	1,118,184	-		-	1,118,184
Course Fee Receipts	-	71,608,278	-	14,127,557	71,608,278	92,148,217
		78,020,660				
RESEARCH PROJECT WORK IN PROGRESS		-		13,445,484		13,445,484
INTEREST						
Interest Received from Others	-		62,023	62,023	62,023	62,023
MISCELLANEOUS INCOME						
Rent received (Space uses Charges)	-		1,598,240		1,598,240	
Other Rental Income	-		-		-	
Other Misc Income	6,952		626,471		633,423	
Annual Membership Fees (Library)	1,500		-		1,500	
Received towards consultancy fees	-	8,452	-	2,224,711	-	2,233,163
Total of Income Side		78,029,112		29,859,775		107,888,886

CWS

Director

[Signature]

Manager

